


# Having your PET/CT Scan



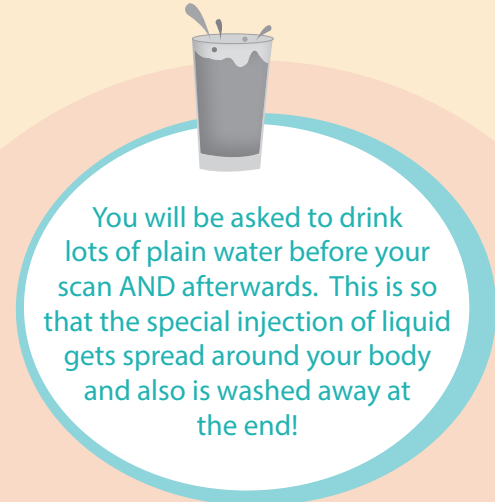
1. When you arrive you will be asked to put on a special gown. Or you can wear a T-shirt and jogging bottoms.



2. You will be given a little injection of a special liquid into your arm – we can put some cream on your arm first so you don't feel it. The injection feels like a sharp prick, but you will only feel it for a moment.

The injection won't make you feel any differently, however, we will need you to lie still and relax for about an hour so that the special liquid can go around your body.

Whoops. If you move around or talk it will show up on your scan!



You will be asked to drink lots of plain water before your scan AND afterwards. This is so that the special injection of liquid gets spread around your body and also is washed away at the end!

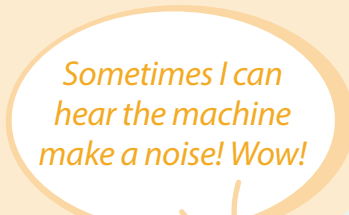


3. You are able to go to the toilet and before your scan you will be asked if you want to go again.

The scanner is a big machine with a bed on it which you have to lie on.



You've done so well!



Sometimes I can hear the machine make a noise! Wow!



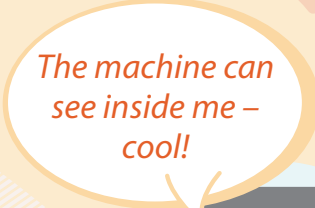
It's a bit like going into a tunnel!




5. The other people will leave the room so that they don't get in the way, but they can hear you and will come back in if you want them to.

The scanning machine moves around you and takes a lot of photographs – because of the special liquid it can see what's happening inside you!

You won't feel anything when this is happening, but it's important that you lie still so the pictures aren't blurry. This can take quite a long time, sometimes up to half an hour.



The machine can see inside me – cool!



6. When it's finished, you can have a drink and a biscuit and go home. Don't forget to fill in our survey 😊 to say how well we looked after you!